

*Memory Craft 11000*

**SPECIAL EDITION**

Featuring AcuFil™ Quilting



Complete and compact come together in the Memory Craft 11000 Special Edition.

Sew, embroider, and quilt with creativity and accuracy that you won't find in any other machines on the market. The i-height touch screen can be position "up" for 9.2" of workspace up to the edge of the needle, yet the machine is only 18.5" long and weighs only 32 lbs.



With the exciting new AcuFil quilting Systems, you'll find control and ease when it comes to stippling you quilting in embroidery hoops. Because this amazing machine is so precise, you can continue your stippling across your entire quilt—a max of 10' by 10'. These are the same results you'd get from a long-arm machine.



Get the same Janome precision without any embroidery attachments.

Use the Rolling Linear Guide function for high precision—this function employs technology made for highly accurate industrial robots. You'll end up with the most stunning embroidery you've ever seen, and you can get without having to wrestle the bulky attachments onto your machine.



Introducing The Memory

QUILTING FEATURES		Memory Craft 11000 Special Edition v2.0	Memory Craft 11000 v1.31	SEWING FEATURES		Memory Craft 11000 Special Edition v2.0	Memory Craft 11000 v1.31	EMBROIDERY FEATURES
	AcuFil™ Quilting Designs	24			AcuGuide™ Automatic Cloth Guide	✓		
	3-part Embroidery Designs for Quilting	24			Built-in Stitches (13 one-step buttonholes)	358	311	
	Automatic Stippling in the Hoop	✓			Automatic Needle Threader	✓	✓	
	AcuFil™ Quilting Hoop	5.5" x 8" (140x200mm)			12 Sewing Application Screens	42 options	36 options	
	Knee Lift	Adjustable	Fixed		Moveable i-height™ Screen	✓	✓	
	Built-in Hand-Look Quilting Stitches	✓			LCD Full Color Touch Panel Screen	7.5" Backlit	7.5" Backlit	
	Programmable Thread Cutter	✓	✓		Independent Bobbin Winding Motor	✓	✓	
	Extra high presser foot lift	✓	✓		Sewing Speed	60 - 860 spm	60 - 860 spm	
	Computer controlled Auto Tension	✓	✓		Slow Stitch Start/Stop Function	✓	✓	
	Stitch Editing	✓	✓		Cornering Start Over Function	✓		
	Full Intensity Lighting System	8 pure white LEDs	8 pure white LEDs					

**NEW** Enhanced Sewing Applications



Expand your creativity with a variety of easy-to-use tools, like the built-in memory that allows you to transfer and save designs from your computer. The automated thread trimmer lets you decide what length to trim, which any sewer knows is essential for lettering and stitching on satin. The new AcuGuide gives you numbers for any clothes that make decorative stitching, perfect rows, hemming, and seams easy.

i-height™ Screen



It's everything you loved in the original—plus even more. This machine takes a lot from the original MC11000 model. The i-height screen is improved to display a fantastic 65,536 colors in a resolution measuring 640 x 480. The Full-Intensity Lighting function brightens up your work and takes the strain off your eyes. Transfer designs from several sources into the same design, and take comfort knowing you have the same reliability and easy use that Janome is known for.

Advanced PC Data Transfer

**NEW** Adjustable Knee Lift



Built-in Hand Look Stitches & AcuFil™ Quilting Designs

## Memory Craft 11000 Special Edition

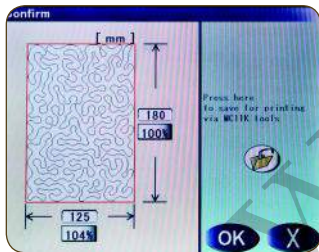
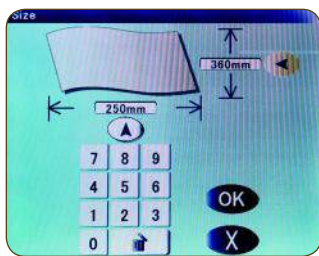
### EMBROIDERY FEATURES

	Memory Craft 11000 Special Edition v2.0	Memory Craft 11000 v1.31		Memory Craft 11000 Special Edition v2.0	Memory Craft 11000 v1.31
Programmable Jump Thread Trimming	✓		Hoop Mobility Function	Right, Left, Front, Exit	
Built-in Conversion From Sewing to Embroidery	✓	✓	USB Connectivity	✓	✓
Robotic Precision of Rolling Linear Guide Embroidery Mechanism	✓	✓	Embroidery Sewing Speed	60 - 800 spm	60 - 800 spm
Built-in Embroidery Designs	170	133	Embroidery Format	JEF, JEF+	JEF, JEF+
Adjustable Speed While Embroidering	✓		Normal and Trace Basting	✓	
Flexible Stitch Traveling	1, 10, 100	10	Available Hoops		
Jog Key Hoop Positioning After Embroidery Start	✓		Free Arm 2" x 2" (50 x 50 mm - optional)	✓	✓
Auto-Return Post Thread Break	✓		Standard 5" x 4" (126 x 110 mm)	✓	✓
PC Data Transfer with MC11K Tools	PC Folder Tool Screen Saver Tool AcuFil™ Print Tool	PC Folder Tool Screen Saver Tool	Square 8" x 8" (200 x 200 mm)	✓	✓
			AcuFil™ Quilting 5.5" x 8" (140 x 200 mm)	✓	✓
			Macro 8" x 11" (200 x 280 mm - optional)	✓	✓
			Rectangular 5.5" x 8" (140 x 200 mm - optional)	✓	✓
			Hat Hoop Insert (optional)	✓	✓
			On-screen Editing Functions	✓	✓
			Enlarge/Reduce, Rotate, Turn-over, Drag & Drop, Re-edit, Zoom, Arc, Combine/Uncombine Parts & Colors, Adjust Background Color.		





## Stippling In The Hoop




### The AcuFil Quilting mechanism combines power with possibility.

This complete quilting system is integrated in your machine. All you need to do is enter the dimensions of your quilt and let the calculator lay out automated stippling to cover the entire quilt top perfectly. From there, the possibilities are endless. Select from dozens of design opens and stippling patterns to make the quilt top truly your own. The optional Digitizer software to take your designs to new ground with brand new functionality specifically for quilting. The Hoop and Template combo is incredibly precise and easy to use on any hoop size. The Janome exclusive direct computer connection sends all your designs to your computer to print out your complete template.



### 24 different embroidery design options lets you combine for dozens of results.

Each of the three-part templates is ready to be applied to your quilt square. Surround the core design by masterfully stippled Fill, which is subsequently surrounded by a border. The components can also be used apart, which gives you a possible 72 designs.



### The new AcuFil system is probably the fastest hoop you've ever seen,

and it also is the most flexible. It lets you move the fabric in any direction while still continuing your design. Special magnetic clamps have replaced the inner hoop to hold several layers of fabric firmly while still allowing you to replace the hoop quickly.



### Go as big as you want

with the accuracy of the AcuFil systems. Fill patterns across every hoop. Your design no longer has to be limited by size.





Speed, Accuracy, Comfort



### Use 24 Stippling designs to get creative.

A press of a button gives you precise stippling, and the 24 designs can be combined to create unique patterns all your own. 4 blocks create perfect fills while 8 meandering parts come in various shapes to fill in and around your designs. The final 12 designs create patterns to create custom quilting designs.



### Automated jump thread trimming

takes the fuss out of pesky jump threads that pop up every time you move your fabric. Instead of carefully clipping them yourself, let the machine trim threads as small as 3mm in length. It even pulls the thread tails back to finish quickly, and all you need to do is program the trim length.



### Maintaining the important 1/4" accurately is vital to quilting,

and the AcuGuide serves as both a cloth guide and a measuring system that does all the work for you. All you have to do is snap it onto the carriage arm and enter the seam allowance you want. This feature is great for aligning rows of stitching or hemming.



### Let the adjustable knee lift make your sewing time more comfortable.

Adjust it from left to right to find a position that lets you sew comfortably for hours regardless of your height or size. Thanks to the knee lift, you can sit right in front of your machine with the lift perfectly positioned for free-motion quilting and general sewing all the same. It's useful for embroidery, especially when it requires multiple hoopings.



# Great Features Make It Easy



## With adjustable speed, you can decide the right pace for your project.

Stitch at normal speed for large fill areas and slow speed for smaller, more detailed areas or metallic threads. Use the slider to adjust the speed and view the new setting on the machine's display screen.



## Lining up your designs and patterns is a snap

when you can adjust the alignment of your starting points without having un-hoop. Simply turn the stitch counter back to zero and find your location with the jog keys.




## Fine-tune your stitch count

with careful adjustments or blast through to locate your exact starting point 100 at a time, 10 at a time, or just 1 at a time going forward or backward. The hope will move with you through the stitches as you skip around them, so whenever you're ready to stitch, so is your machine.



## The machine will be able to tell

when the thread breaks, and it will automatically stop to go back ten stitches. Use the stitch counter if you find that you need to refine your exact start spot further.



## Have the machine baste a bare outline

of your embroidery design to check your placement. This will help you hold delicate and easily marked fabrics (such as velvet) without having to un-hoop.



## The machine will let you stop during

embroidery to move the hoop all the way around to check the progress on your design or work on fine thread trimming. One touch is all it takes to move the hoop back to where you left it, and the machine will start stitching from there. When you're all finished, the hoop can move all the way to the exit point to make removal easier on you, which will automatically set the machine to ordinary sewing settings.



## If you have to stop the machine

while you're embroidering, use the exact resume feature to go right back to the last pattern, specifically down to the stitch point where you stopped your machine. Pushing the stop key doesn't matter. The machine will remember where you were, even if you completely power it off.



## With enhanced sewing application support,

it's easy to find the correct tension for sewing your knit fabrics. Follow the provided step-by-step instructions to apply invisible zippers. Janome's famous Sewing Applications has been converted to on-screen guidance with automatically measured stitch length, tension, and width, based on your fabric type/weight and sewing purpose. With the special edition, these have been broadened to include handy options like an applique program.



## This machine can open files from

your computer or save them, and it doubles as a hard drive for your sewing machine.

Truly experience the first ever two-way transfer between your computer and your home machine.



## Program your favorite stitches

by changing the default properties and permanently altering new settings for width, density, length, and more.



## Use color settings to change the

background color on your embroidery preview screen to match the color of your fabric for a better look at your finished result. For example, change the background to something darker when using white thread to see your design clearer.



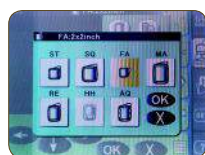
## Even more brands

have been added to the thread brand selection system. The function allows you to see color numbers and even gives you the correct shade for your chosen brand.



## Use the advanced combine/uncombined

by color feature to save time on repeated designs. The Janome exclusive feature can convert your layout into one design sorted by color, which will limit the number of times you have to change your thread. This function works with any design transferred from any source.



## The on-screen hoop selections

have also been expanded to include every hoop available for your machine, totaling at seven options.




# More Stitches & Built-In Designs Than Ever




Hand look stitches  
used for Sashiko

## Hand Look Stiches



## New Decorative Stitches For Quilting



## New Embroidery Designs for Quilting, each in 3 Styles



Core



Core plus Fill



Core plus Fill with Border

## Optional Accessories



Rectangular Hoop  
Hat Hoop insert  
Macro Hoop  
Free Arm Hoop  
Digitizer Series of Embroidery Software  
Convertible Free Motion Quilting Foot Set  
Wide Ribbon Guide  
Border Guide Foot

Plus many more convenient accessories  
Visit [www.janome.com](http://www.janome.com) for a complete list





Get Started on Something Extraordinary!

Instructions for above projects available at [www.janome.com](http://www.janome.com)

**JANOME**